

## CLUB NEWS



Jim Sabetto

### March 3 SAOS Meeting Sue Bottom, [sbottom15@bellsouth.net](mailto:sbottom15@bellsouth.net)

The meeting was called to order at 7:15 by President Mike Heinz with 47 people present. We had two guests and two new members, Bonnie Myers and Stacy Manges. Mike thanked Jeanette Smith for the Hospitality Table. Linda Ferrall expressed the

clubs heartfelt sympathies to Lola Stark and Jacqueline Mawhinney who have both just lost their husbands.

If you have not paid your dues you may send \$15 for an individual or \$25 for a family membership to Treasurer Bill Gourley at 807 Kalli Creek Lane, St Augustine, FL 32080 or pay at the next meeting, after which we will update our membership and newsletter distribution lists.

Sue Bottom announced that we have a new book in the library called 'The Classic Cattleyas' by the father and son Chadwicks, a great book about the unifoliate cattleyas.

Jack Higgins announced that there will be a final meeting of the SAOS show committee on March 15 at the Bottoms home at noon before the Keiki Club. Start preparing your plants for the exhibit, there are links on the website for how to get your plant cleaned up, your flowers staked and your pot labeled with your name and plant number. Interactive plant entry forms will be distributed by email and linked to the website so you can easily send your plant tag info in order for us to prepare the exhibit plant tags before the show.

We are offering three repotting opportunities this month. On Saturday, March 7<sup>th</sup>, SAOS teams up with the Master Gardeners at Ace Hardware on US 1 South from 9 am to noon. On Sunday, March 15<sup>th</sup>, the Keiki Club is meeting at the Bottom's home from 1 to 3 pm. Paul will also be doing a Mounting Orchids demo and each attendee will be given a free dendrobium to mount on a plaque. On Saturday,

March 28<sup>th</sup>, we're doing a program at the SE Branch Library on repotting. Paul will give a short demonstration and SAOS members will be available to repot orchids. There will be a nominal fee of \$2 for a 4" pot and \$3 for a 6" pot and potting mix will be available for \$5 for a gallon bag. Details and map links are available on the website.


The Fairchild Orchid Show will be March 15 and 16<sup>th</sup> in Miami (bring your AOS card for free admission). The Jacksonville Orchid Society Show is at the Garden Center on March 21 and 22.

Our program for the evening was on vandas by Cracker gone Cajun Jim Sabetto, who operated Tropic 1 Orchids with wife Cynthia for many years. Jim talked a little about how commercially available vandas have been hybridized over the years. The large flowered *Vandas* had primary color forms in the blue to purple and pink to reddish shades and had to be at least 3 ft tall before you would get the first bloom. *Ascocentrum* species like *curvifolium* and *miniatum* bloom on much smaller plants and have smaller blooms but they bloom much more freely, have flowers with radiant colors and keiki freely. The combination of *Vanda* and *Ascocentrum* makes the intergeneric *Ascocenda* which can bloom 2, 3 or 4 times a year with colors throughout the rainbow. There are many other genera and species used in modern day vandaceous hybridizing, such as *Rhycostylis gigantea*



Jim gave a suggestion for those considering building a greenhouse. He recommends sidewalls at least 10 ft tall to allow better cooling during the hot summer months. It is easier to heat a greenhouse than it is to cool one, so

**Continued on page 5**





## Upcoming Events

### March

- 13-15 International Orchid Festival  
Fairchild Tropical Botanic Garden in Miami
- 15 Keiki Club, Repotting & Problem Plant Clinic  
Mounting Orchids Demonstration  
1-3 pm, Bottom Residence, 797-4360  
6916 Cypress Lake Ct, St Aug  
Final JOS Exhibit Committee Mtg at Noon
- 20-21 Englewood Area Orchid Society  
United Methodist Church
- 20-22 Port St Lucie Orchid Society Show  
Port St Lucie Community Center
- 21-22 Jacksonville Orchid Society Show  
Garden Center
- 27-29 Naples Orchid Society Show  
United Church of Christ
- 28 Repotting Clinic at SE Branch of St Johns  
Library  
1-3 pm, 6670 US Highway 1 S, St Aug 32086
- 28-29 Orchid Society of Highlands County Show  
Ag Civic Center, Sebring

### April

- 4 Master Gardeners & SAOS Members  
Q&A, Repotting & Problem Plant Clinic  
Ace on US 1, 9 am to noon
- 4-5 Central Florida Orchid Society Show  
Central Florida Fairgrounds
- 7 St Augustine Orchid Society Meeting  
The 25 Best Orchids I Have Seen in the Last  
3 Years  
Greg Allikas, Photographer, [www.orchidworks.com](http://www.orchidworks.com)
- 17-19 Deep South Orchid Society Show  
Savannah Mall
- 18-19 Tallahassee Orchid Society Show  
Doyle Conner Building
- 25 SAOS Picnic at Krull-Smith Orchids  
11-3 pm, 407-886-4134  
2815 West Ponkan Road  
Apopka, Florida 32712
- 25-26 Vero Beach Orchid Society Show  
Riverside Park

### May

- 2 Master Gardeners & SAOS Members  
Q&A, Repotting & Problem Plant Clinic  
Ace on US 1, 9 am to noon
- 5 St Augustine Orchid Society Meeting  
Color Variation in Orchids  
Dr. Ron McHatton, AOS Director and Judge
- 15-17 Redlands International Orchid Festival  
Redlands Fruit and Spice Park
- 24 Keiki Club – Water Quality and Orchids  
1 pm, Hackney Residence, 683-9449  
12220 Carlsbad Lane, Jacksonville

**Thanks to Watson Realty  
and Jeanette Smith for the  
use of their meeting space  
at 3505 US 1 South**



### St Augustine Orchid Society Organization

President	Mike Heinz mgheinz@comcast.net
First Vice President Program Chair	Sue Bottom sbottom15@bellsouth.net
Second Vice President Publicity Chair	Vivienne Rowe tomvivrowe@bellsouth.net
Secretary AOS/Orchid Digest Rep	Lola Stark seacuter@bellsouth.net
Treasurer	Bill Gourley wgourley@bellsouth.net
Directors at Large	Terry Bottom, bottomt@bellsouth.net Paul Jones, trjones_99@yahoo.com Dick Roth, rhroth405@aol.com
Exhibit Committee Chair	Jack Higgins jacktravel2003@yahoo.com
Librarians	Betsy and Haley Bastian n1ghnm00n@hotmail.com
Membership Committee Chair, Roving Reporter	Gail Marshall gwpb@aol.com
Newsletter Editors Webmasters	Sue and Terry Bottom sbottom15@bellsouth.net bottomt@bellsouth.net
Operations Committee Chair	Jeanette Smith jesmith@watsonrealtycorp.com





*Masdevillia angulifera*, Photo By Greg Allikas

## April 7 Monthly SAOS Meeting

Greg Allikas will give a presentation on 'The 25 Best Orchids I Have Seen in the Last Three Years' at the April 7 meeting of the St. Augustine Orchid Society. Greg is a world renowned and well published orchid photographer whose work you have seen in the pages of the *Orchids* and *Orchid Digest* magazines and numerous books, some in collaboration with Ned Nash. Check out his website at [www.orchidworks.com](http://www.orchidworks.com) and ask him to bring any prints or books you may be interested in.

Greg has been a commercial photographer in the Palm Beaches and an orchid grower since 1970. He is awards photographer for the AOS West Palm Beach Judging Center, Florida-Caribbean Judging Center in Miami, and many annual south Florida orchid shows including Miami International, Ft. Lauderdale, Delray Beach, Deerfield

Beach and Boca Raton. His photos are regularly seen in numerous AOS publications including the annual calendar and the *Awards Quarterly* and *Orchids* magazine. He has written articles for both *Orchids* magazine and *Orchid Digest* and has been published in the Russian magazine, *World of Orchids*. Greg also has many photos in the latest editions of the *Sunset* and *Ortho* books on orchids and supplied all of the photography for *Growing Orchids is Fun* (Hollingsworth), *Orchids to Know and Grow* (Sheehan & Black), and *Orquideas en la Gran Ciudad* (Verdura), the first book on orchid culture written and published in Spain. The book *Orchids* (Thunder Bay Press, 2000), co-authored with Ned Nash, features over 200 of his photos. In November 2005, Thunder Bay Press published a second Allikas-Nash book, "The Worlds Most Beautiful Orchids" which features over 500 photographs and 450 pages of text. A third Allikas-Nash collaboration, "Four Season's of Orchids", has been published by Creative Homeowner. This 256-page book features more culture information than the previous two volumes and deals with culture from a seasonal approach.



## March 15 Keiki Club Meeting

Our annual Repotting and Problem Plant clinic will be on March 15th at Sue and Terry Bottom's home. Repotting at the proper time into the best mix for your plant and your watering habits is critical to your blooming success! As an added bonus, Paul Jones will do a Mounting Orchids demonstration. Then you will be given a free dendrobium that you will attach to the mount and bring home to bloom. Bring a folding chair. We'll meet on Sunday afternoon from 1 to 3 pm at the Bottom residence at [6916 Cypress Lake Ct](http://6916 Cypress Lake Ct). The Exhibit Committee will meet an hour earlier from noon to 1 pm to talk about the exhibit planned for the Jacksonville Show the next weekend. Call 797-4360 with any questions.



*Den. Kuniko*, Photo By Greg Allikas





## What's New in the Library

### The Classic Cattleyas

Arthur A. Chadwick,  
Arthur E. Chadwick

Most AOS readers are familiar with Chadwick's series of articles in *Orchids*, upon which *The Classic Cattleyas* is based. This tome is so much more than just a collection of those articles, however.

Chadwick represents a breed of orchidist nearly lost today. He is a consummate grower, with encyclopedic first-hand knowledge of his subject. Chadwick has grown so many fine cattleyas for so long, and studied not only their culture but lived the history, that his book cannot help but be a tribute to these finest of all orchids.


Several features of *The Classic Cattleyas* will be sure to capture the reader's attention. First and foremost, Chadwick has great stories. To me, one of the most fascinating aspects of the orchid avocation is the human history that intertwines itself through every facet of our little world. From his treatment of the early history of orchid cultivation, giving the usual props to Joseph Paxton, through the often-complex inner workings of the orchid community, to the stories behind the stories, Chadwick weaves a readable and concise path of humanity. Not to be missed are the many illustrations from bygone days that so perfectly capture a moment in time. A particular favorite is to be found on page 32, illustrating two grand society dowagers with their orchid corsages proudly borne on ample bosoms. Of great interest is Chadwick's unique personal knowledge of East Coast orchid history, much of it experienced first hand, and told as if over a cup of coffee. From Burrage and Dixon to Sinkler and Lager and Dupont, all the big names are there. If there is a shortcoming, it is the sometimes short shrift given to the contributions of West Coast orchid growers. Finally, he tracks cultivation of cattleyas right up to the present day, with a wonderful analysis of why they have been superseded in popularity, if not in beauty, by the ubiquitous phalaenopsis.

Chadwick shows a good understanding of the vicissitudes and problems in the classification of cattleyas, which continues to roil growers. His scheme of treating the various *Cattleya* species in the order in which Europeans

discovered them is both clever and enlightening. His treatment of the various species again reveals the intimate knowledge he has gained over years of study and growing. Too, he has accumulated a vast storehouse of rare varieties, best exemplified by an absolutely stunning photograph of a rare and difficult-to-grow selfing of *C. dowiana* 'Rosita'. His cultural tips are based on years of experience tempered only by some optimism, as when he quotes *Cattleya schroederae* as a "good beginner's plant." Not for me, at least, it isn't. Nevertheless, a beginning grower could do worse than follow his instructions.

While the main focus of the book is on the species, Chadwick also discusses the early days of *Cattleya* hybridizing, giving a wonderfully accurate picture of how we arrived at the dizzying breadth and range of colors now seen. Sections on culture and orchid art complete what must be one of the best orchid books available today.

Review by Ned Nash, Reprinted from the AOS Book Review



## Continued from page 1

higher sidewalls, a top vent and retractable curtain sidewalls are good choices. He also prefers a solid roof to allow the grower to control the amount of water plants receive.

Jim gave lots of pointers on vanda culture. Outside growers can usually bring vandas out by the end of March and think about winterizing by Thanksgiving to keep minimum temperatures above 52°F. If the temperature drops down to 45°F for a short period of time, the plants won't be shocked too badly but more than a very few hours will cause damage. Fresh air and lots of it are critical to vanda culture. They love to hang in the open, swaying breeze. They require bright light; the light levels in a pool enclosure are perfect. Vandas thrive on lots of water, water until the roots turn green. In the summer, water daily for 15 minutes and in the winter water every other day, less if the weather is gray and rainy. Vandas are paisanos that love to manga so make sure you feed them heavily. He recommends weekly feeding at a rate of 1 to 2 tsp/gal. He uses a balanced fertilizer for 3 weeks and a bloom booster the 4<sup>th</sup> week.

If your vandas lose their bottom leaves, there are two probable causes. In the winter, the plants will shed their bottom leaves until the plant reaches a size that it can sustain given its water and fertilizer reserves. Jim recommends watering and fertilizing very heavily in the summer time to build up the plant's strength for the winter. Too cool weather in the winter will also cause leaf drop. If your plant gets that 'palm tree' look, Jim recommends encouraging it to keiki by removing the basket wires, letting the plant bend over the pot and when the keikis form and root, cutting the top out of the plant and let the keikis take over. If you feel compelled to step up the basket size, don't wrap the roots in the basket, just drop the plant in a larger basket and let the roots grow where they may until the plant reestablishes. If the plant is in a wooden basket and you feel compelled to remove it, cut the wires holding the basket together and dismember the

basket slat by slat to do the least root damage. He does not trim roots (though he reports Fred Fuchs trimmed his to about 30" every March).

The primary vanda pest is thrips, tiny bugs that will blight your flowers. Spray with Orthene or apply isopropyl alcohol, you can also hang blue plastic plates smeared with Vaseline in your growing area to trap the flying buggers. If your plant gets crown rot, it probably held too much water in the top leaves. You may be able to gently pull the rotten leaf out without removing the heart of the plant. The unsightly and contagious Thai Crud may or may be *Phyllostictina* or *Guignardia*, isolate your plant. There is no known cure although some growers report a thiophanate methyl fungicide helps.



Jim then answered lots of questions. It was an informative presentation thoroughly enjoyed by all.

Following the lecture, we had a short intermission and then had our monthly raffle and auction. Dick Roth announced the Member's Choice. The favorite orchid on the Show Table was Sue Bottom's *Schomburgkia undulata*.



## Blue Ribbon from Miami Show

Terry Bottom won the blue ribbon, first place in the photography contest at the 2009 Miami International Orchid Show, fantasy category. The flower is Marv and Jan Ragan's C. Lulu x C. Landate that Terry photographed on the show table and then photoshopped.







## Growing Tips for March By

Courtney T. Hackney  
Dept. Biology  
Univ. North Florida

Email:  
Hackneau@comcast.net

It is always difficult to think about repotting when the wind is howling and it is cold. As March begins it is snowing all over the South. Even Florida is cold. Nevertheless, orchids in your greenhouse and on windowsills are responding to the increase in day length. Most of the orchids in my collection are beginning their annual growth cycle.

If you do not have all of the supplies you need to repot now is the time to get your order in. There is still plenty of time depending on the orchids in your collection. Species are often more sensitive to repotting so be sure you check your reference books on any species for which you are not familiar.

Phalaenopsis that have bloomed out may be getting new branches on the old inflorescence. These will flower later if you leave the inflorescence on the plant or cut it just below the old blooms. If the plant is small or you want to groom it for exhibiting next year, it is best to cut the spike and let you phalaenopsis grow new roots and leaves for next year's flowers.



Many new orchid growers are anxious to repot because there is so much discussion of the topic, but only repot when your orchid needs it. Any orchid that has been in a pot with organic medium such as bark or sphagnum will need to be repotted after two years, perhaps sooner if the bark is fine or the plant has been heavily fertilized.


Most phalaenopsis sold as pot plants will be either in sphagnum or a mix that looks like garden soil. These plants were not intended to be grown after they flower, have been heavily fertilized, and some even treated with hormones. If you wish to grow these orchids and flower them again you will need to repot them after they flower. Expect



a period of decline before growth as the orchid recovers from being pushed into producing lots of blooms.

Each year, cold weather takes a toll on orchids when heating systems fail while the owner is on vacation or in a hospital. I have always wondered how much cold can orchids experience and still survive. This year, a number of cattleya species and hybrids were sacrificed and left outside the greenhouse to test their tolerance to cold. Some growers claim that orchids are more cold tolerant if they are kept dry, so very little water was applied to these orchids. They were maintained under a small tangerine tree in medium light and watered only when no cold weather was expected. Phalaenopsis succumbed to rots once night temperatures dropped into the low 50s F. Cattleya hybrids generally began to show stress when low temperatures were in the mid 40s F. Stress included leaves turning black or black spots on green leaves. All but one hybrid died when temperatures were in the mid 30s F. The hybrid that survived the longest and even put out new roots right to the end was Lc Molly Tyler, which has C bowringiana prominent in the background.

Cattleya species died at around the same temperature as hybrids with one exception, Laelia purpurata. This species experiences cold temperatures along Brazil's south Atlantic coast in winter, and so might be expected to tolerate cold weather. On several occasions,



night temperatures were near freezing and the single L purpurata in the experiment seemed unaffected. Finally, night temperature reached 28 F on the bench, which seemed to be too extreme for even this cold hardy orchid. It showed leaf damage similar to what was observed for hybrids earlier. Some pseudobulbs remained green as did the rhizome itself. Curiosity and respect for the tenacity of this plant led me to put it back in the greenhouse a few weeks after the severe cold just to see if it could still be alive. Three weeks after enduring a low temperature of 28 F, it began to grow new roots. Clearly, some orchids are far tougher than we give them credit for.



## Orchid Questions & Answers

Where Members Share Experiences

Sue Bottom, sbottom15@bellsouth.net

**Q.** I had my Phalaenopsis inside during the cold weather and noticed a watery spot on one of the leaves. What should I do?

**A.** That looks like a bacterial infection, most likely Bacterial Brown Spot caused by the *Pseudomonas* bacteria. This is the most common and severe disease affecting Phalaenopsis. It usually begins as a small water-soaked spot that is dirty green and enlarges rapidly. On Phalaenopsis, the spot is blisterlike and may be surrounded with a yellowish or pale green halo that quickly spreads to the heart of the plant so that if it is not arrested it will kill the plant. A quick response is required, cut out all the infected tissue down below the advancing yellow margin with a sterile razor blade. Drench the entire plant with a bactericide like Captan or Physan (or Consan if you have some or diluted pool algicide in a pinch) and repeat the treatment in 3 or 4 days. Then disinfect the area in which the plant was growing with a 10% bleach solution. If the disease has reached the crown of the plant, you may or may not be able to save it. If the crown is affected but you can kill the bacteria and the roots are healthy, you may eventually be rewarded with keikis at the base of the plant below the damaged area that you can repot and bloom next year.



affect the leaves on the backcanes, not the front lead like this plant. Normal yellowing is also a fairly slow process

**Q.** I have an ailing Dendrobium which I hope you can help me with. The leaves are turning yellow and dropping off. Some folks suggested I spray it with Liquid Copper fungicide, but I am hesitant because nowhere on the container does it mention orchids.

**A.** Normal yellowing and leaf drop would normally

though yours are yellowing and dropping in a matter of days. The first thing to check is the status of the roots, are they healthy and tightly bound in the potting medium? If not, knock the plant out of the pot and check whether the roots are vibrant and alive or dark and rotting. Often times the bark mix dendrobiums are sold in will only last for a year or two before it becomes sodden and starts to decompose. Even worse is when the mass grower has the plant potted in an inner core of sphagnum moss surrounded by a bark mix. In both cases, the roots will stay too wet for too long and ultimately the roots will begin to rot.

If the problem is root rot, don't despair because Dendrobiums are incredibly hardy. Even if it loses all its leaves, once you remove the lifeless roots and repot it, the plant will develop new growths from old the leafless canes. Dendrobiums don't like to be repotted or overpotted, so get a pot that will allow about 2 inches or so of new growth and use a potting mix that won't break down for many years (no bark please!). Place the oldest growth against the clay pot rim to allow the new growth the greatest room to spread in the new pot. Secure the plant with a rhizome clip, water and wait for it to come back to life.



A few words about using copper fungicides on orchids. Liquid copper and Kocide (copper hydroxide) can be used on most orchids and are particularly useful for bacterial diseases on Phalaenopsis. However, the copper will cause floral damage so it should not be used



on a plant in bloom, should not be applied with an oil based product and should not be applied to Dendrobiums. The Culture Page of the website has some information on pesticides, fungicides and bactericides for use on orchids.





## What's in Bloom in the SAOS

Paul Jones,  
trjones\_99@yahoo.com

Unseasonably cold weather for north Florida lingered through most of February, slowing down plant metabolism to a standstill. Did that bother the SAOS's intrepid growers? Read on! [Email me](#) the pictures you take of your plants in bloom and be sure to include a brief description of how you grow them and any other tidbit you wish to share.



***Cattleya lueddemanniana*, Grown By Bill Gourley**

**Bill Gourley's bloomers:** I bought *Cattleya lueddemanniana*, a lovely endemic Venezuelan species, from Michael Sinn at the January 2009 SAOS meeting. It had a spike forming and it bloomed nicely. All of my Phals are spiking (except one which insisted on growing a new leaf instead). Here's the complex white hybrid P. (Taisuco Kochdian x Yukimai) x P. (Sogo Yukidian x Tinny White-Ginrei). I had to rig up a truss type of support because the spike is so long I was concerned it would snap. The main spike has 6 4 1/4" wide blooms and 6 buds while the branching spike has 5 buds. I have it in a mix of coconut husks, charcoal and aliflor. It was a Valentine gift from Karen 2 years ago and she bought it at Southern Horticulture.




**Paul Jones' Lc. Secret Love 'Barbara' AM/AOS:** Across between *Cattleya Candy Tuft* and Lc. Mini Purple, she is a grower's delight, compact, upright growing, easy to care for, a piece of cake to bloom and drop dead gorgeous. Oh, and did I mention fragrant too? I got her at the first SAOS Summer Picnic at Orchids by Del Rei in 2006 blooming in a little 3" pot. Now she is in the 6" wooden basket I repotted her into 2 1/2 years ago, one of my few *Cattleyas* still potted in coconut, aliflor, charcoal and perlite. She is such a non-fussy plant and she continues to grow so lushly I have no plans to alter her mix or her basket anytime soon!



**Beth Strate's Miltassia:** The Miltassia Shelob 'Pacific Star' is the first *Oncidium* I ever purchased and has since been divided into three separate plants last year (my divisions are free to good homes!). Shelob was purchased at the JOS show 2 years ago, grows like a weed and blooms at least twice a year. She enjoys the southwestern exposure that brightens my day because she is on top of the computer. My Hubby says the only thing more expensive than orchids is his deep sea fishing boat and race horses.

Continued on page 9





Continued from page 8



**Slc. Jewel Box 'Dark Waters' Grown By Bob Martin**

**Bob Martin's** Cattleya: Here are the first blooms on my Slc. Jewel Box 'Dark Waters'. There are 4 blooms neatly lined up horizontally with 3 more leads having 12 more buds, the second sheath should open in a week. This plant was purchased from Hausermann's in February 2008 with buds. I grow on a porch where the plants get full sun from sun up until noon. I use Miracle Grow (no longer) with Inoculaid, three in one spray once per month, and grow plants in bark. I hope to bring this one to the next meeting and show it off if it is still blooming.



**Laelia praestans Grown By Mike & Harriet Wright**

**Mike and Harriet Wright's** Laelia species: *Laelia praestans* is a rarely seen Brazilian species from the Espirito Santo region. It is often associated with two similar species occurring in nearby areas: *L. pumila* and *L. dayana*. All three species have highly variable flower colors and are often sources of taxonomic confusion. Miranda Orchids has a very good write up on these three species on their website.



**Ascocentrum christensonianum Grown By Bill Roth**

**Bill Roth's** fabulous Vandas: Our member at large in Orlando, Bill Roth sent us a picture of yet another of his lovely and unusual Vanda Alliance species. This one is *Ascocentrum christensonianum*, a native of Vietnam, where it grows as a warm-loving epiphyte on forest trees from sea level to 2,000 feet in elevation. Bill has a way of making orchids native to southeast Asia look right at home growing here in Florida!



**Ascocentrum christensonianum Grown By Bill Roth**





## Lillian Baker

St. Augustine native Lillian Baker has always thought orchids were beautiful. She would either buy them occasionally or get one as a gift but then couldn't get them to rebloom. Then she bought a dendrobium in bloom, and when it flowered out, she hung it in the branches of her magnolia

tree. Lo and behold, it grew and finally rebloomed with 9 spikes. Now she's hooked and wants to find out how to care for them so their blooming isn't quite 'by accident'. Enter SAOS. Lillian has always loved all kinds of gardening but considers herself to be a beginner orchidist with a collection of about 10 plants. She'd like to have a small greenhouse in her backyard which she thinks will help her pay closer attention to her plants' needs. Knowing Lillian, she'll probably contract it herself as that's what she enjoys doing. She acted as contractor for a log house that she and husband Greg, (former St. Augustine mayor), built on the Suwannee River. And she's currently helping her mother-in-law with a reconstruction project, plus overseeing a new roof being put on her husband's business, the Thompson Baker Agency, in downtown St. Augustine.



## Ralph DePasquale

We hear about research scientists and inventors in the news, but SAOS actually has one in our membership. Ralph DePasquale got his PhD at age 23 and never looked back. He, and wife Shirley (who moves as fast as he does), met and married in New Jersey. They moved

across the country to several different states and to Milan, Italy. While in Europe, Ralph was a research director who had a number of scientists working for him from all over the world. As an inventor, he has a number of patents to his name – among them some for anti-cancer drugs and space shuttle aids (e.g., a waterproofing substance for tiles). He's been retired for 15 years and loves it. It gives him time for his orchids – about 40 plants. He and Shirley live oceanfront, and he says that the killer is not salt, but wind. When asked what his secret

is for his orchids' survival, he laughingly says "supplication works," he prays for his blooming success! Seriously, with that much wind, water is the tricky part. He has to water them more frequently, but of course, not so much that they don't rot. He flushes them frequently to clear out the salt. His favorite orchids are the fragrant cattis, but he loves the phals as they're so long-lasting. His first orchid was a gift from Shirley over 30 years ago. He's collected ever since, and their plants have traveled with them in all their moves, except to Italy – though he bought them there. Besides orchids, Ralph body surfs, plays golf 'poorly', ballroom dances and collects hundred year old oriental bag rugs. What an interesting and creative guy!



## Shirley DePasquale

Talk about a whirlwind, wow! I don't think Shirley DePasquale has sat down to rest since the day she was born. Originally from New Jersey, she married high school sweetheart Ralph, and the two of them have been on the go ever since. The first move was to Ohio, then San Francisco,

Gainesville, Jacksonville, Milan (Italy), back to New Jersey and finally to St. Augustine where they've lived for 15 years in a beautiful ocean-front home they bought 30 years ago. During that time, Shirley was a nurse specializing in cardiac intensive care. She owned an allergy clinic. She was in real estate development of apartments and office complexes, and she was a mortgage broker. While doing all that, she was also painting. Having started at age 6, Shirley has worked her craft in every medium imaginable. She has been teaching watercolor in St. Augustine for the past 10 years. Shirley's been a member of the PASTA Gallery for 10 years and was on the Board of Directors for the St. Aug Art Association for seven. She first became interested in orchids when she bought one for Ralph's birthday over 30 years ago. She particularly loves fragrant cattleyas. While he is the orchid grower in the family, Shirley is the orchid painter and incorporates them into many of her watercolors. She and Ralph have belonged to numerous orchid societies – Gainesville, Jacksonville, Flagler and St. Augustine. She says SAOS is the most enthusiastic and friendly of them all. And when she's not painting, look for Shirley in beautiful gowns spinning around the dance floor at the St. Augustine Ballroom Dance Association. Orchids, ocean, art and music. - what a life!





# SHOW TABLE



**Grower Marv & Jan Ragan**  
*C. intermedia* 'Aquinii'



**Grower Mike & Kaycee Heinz**  
*L. rupestris* x *L. anceps* var.  
*guerero* 'Mendenhall'



**Grower Mike & Harriet Wright**  
*Paph. Fumi's Delight* 'California  
Orange'



**Grower Mike & Kaycee Heinz**  
*Den. anceps*



**Grower Harry & Celia McElroy**  
*Cym. Teddy Roosevelt* 'Gyserland' x *Beacon Fire*



**Grower Sue Bottom**  
*Schom. undulata* 'Felix' x *Lc. Gold Digger*  
'Redlands Gold'



**Grower Sue Bottom**  
*Dendrochilum glumaceum*



# SHOW TABLE



**Grower Bob Martin**  
**Slc. Jewel Box 'Dark Waters' AM/AOS**



**Grower Sue Bottom**  
**Schom. undulata**



**Grower Marv & Jan Ragan**  
**Bulb. longiflorum**



**Grower Mike & Kaycee Heinz**  
**Den. cymbiforme**



**Grower Harry & Celia McElroy**  
**Cym. Honey Bunny 'Sugar Candy'**



**Grower Steve Serkin**  
**B. Aristocrat**

