



CLUB NEWS



Greg Allikas

April 7 Meeting Minutes

by Lola Stark,
seacuter@bellsouth.net

The meeting was called to order by President Mike Heinz at 7:15 pm with 50 people present. We had 7 guests, four new members (Viveca Anderson, Walter Labree (who joins his wife as a member) and John and Dorothy Van Brocklin. We all

look forward to welcoming our new members! Mike thanked Jeanette Smith and Barbara Conrad for our elegant dining tidbits at the Hospitality Table and reminded everyone that if you like our food, please contribute something to help Jeanette and Barb pay for all of it!



Milt. roezlii, photo by Greg Allikas



Paph. Krull's Magical Rose, photo by Greg Allikas

Gail Marshall welcomed everyone, especially our guests and new members and suggested that if they or anyone else had a specific question that they ask any of our "experts" - Marv and Jan Ragan, Mike and Harriet Wright, Dick Roth and Paul Jones. She left out Sue and Terry Bottom because they already have lots to do!

Mike reminded the members that we have these elegant metal name tags with heavy magnets that some of us wear that cost \$8.00 each. If anyone who doesn't have a tag would like to have one, there'll be a sign up list at the welcome table.

2009 dues are now due and payable. Those who do not pay by the end of April will be purged from the membership and e-mail lists. Please get your dues in NOW.

Our library is now well stocked and tonight we've added Greg Allikas' books, *Four Seasons of Orchids* and *The World's Most Beautiful Orchids*. Mike urged all to use the library!

Jack Higgins, Exhibit Chairman, went over the JOS Orchid Show. Our display did not win a ribbon, but we had three trophies awarded: Mike Heinz won the "Mr. Stinky" trophy for the worst smelling orchid in the show with his *Coelogyne stricta*; Dr. Courtney Hackney won the "Best Miscellaneous Genera" trophy with his *Pelexia laxa*; and Sue Bottom won the "Best First Bloom Seedling" Award with her *Mormodia Jumbo Ruby*. We really cleaned up on ribbons: Sue won 15, Mike won 6, Courtney and Dick Roth each won 5 and Vivienne Rowe and Paul both won one. Congratulations to all the winners.

Continued on page 5





Upcoming Events

April

- 17-19 Deep South Orchid Society Show
Savannah Mall
- 18-19 Tallahassee Orchid Society Show
Doyle Conner Building
- 18-19 14th Annual Flower and Garden Expo
[St Johns County Agricultural Center](#), St Aug
- 25 SAOS Picnic at Krull-Smith Orchids
11-3 pm, 407-886-4134
2815 West Ponkan Road
Apopka, Florida 32712
- 25-26 Vero Beach Orchid Society Show
Riverside Park

May

- 2 Master Gardeners & SAOS Members
Q&A, Repotting & Problem Plant Clinic
Ace on US 1, 9 am to noon
- 5 St Augustine Orchid Society Meeting
Color Variation in Orchids
Dr. Ron McHatton, AOS Director and Judge
- 15-17 Redlands International Orchid Festival
Redlands Fruit and Spice Park
- 24 Keiki Club – Water Quality and Orchids
1 pm, Hackney Residence, 683-9449
12220 Carlsbad Lane, Jacksonville

June

- 2 St Augustine Orchid Society Meeting
Growing Phalaenopsis, Cultural Tips for Growing
in Our Area: Philip Hamilton
[DeLeon's Bromeliads & Orchids](#)
- 6 Master Gardeners & SAOS Members
Q&A, Repotting & Problem Plant Clinic
Ace on US 1, 9 am to noon



Sobralia fragans, Photo By Greg Allikas

Thanks to Watson Realty
and Jeanette Smith for the
use of their meeting space
at 3505 US 1 South



St Augustine Orchid Society Organization

President	Mike Heinz mgheinz@comcast.net
First Vice President Program Chair	Sue Bottom sbottom15@bellsouth.net
Second Vice President Publicity Chair	Vivienne Rowe tomvivrowe@bellsouth.net
Secretary AOS/Orchid Digest Rep	Lola Stark seacuter@bellsouth.net
Treasurer	Bill Gourley wgourley@bellsouth.net
Directors at Large	Terry Bottom, bottomt@bellsouth.net Paul Jones, trjones_99@yahoo.com Dick Roth, rhroth405@aol.com
Exhibit Committee Chair	Jack Higgins jacktravel2003@yahoo.com
Librarians	Betsy and Haley Bastian n1ghtm00n@hotmail.com
Membership Committee Chair, Roving Reporter	Gail Marshall gwpb@aol.com
Newsletter Editors Webmasters	Sue and Terry Bottom sbottom15@bellsouth.net bottomt@bellsouth.net
Operations Committee Chair	Jeanette Smith jesmith@watsonrealtycorp.com



Gptm. Belle Glade Everglades Splash,
Photo by Greg Allikas






March 15 Keiki Club Meeting - Repotting

Almost 30 SAOSer and visitors came to the annual repotting clinic at the Bottom's home. Many brought orchids with them, many of which were repotting with great enthusiasm. Paul Jones gave a hands-on presentation on mounting orchids and Sue donated dendrobiums, encyclias and cattleyas for members to mount on plaques Paul collected at the naval base. Everyone left with images of blooming orchids dancing on sticks.



Trgdm. egertonianum, Photo by Greg Allikas



April 25 Keiki Club Meeting

Road trip! Frank Smith has invited the entire St Augustine Orchid Society down to his nursery in Apopka for orchid lectures and a picnic. We'll be at [Krull Smith Orchids](#) from 11 am until 2 pm, the address is [2815 West Ponkan Road](#) and their phone number is 407-886-4134. We can carpool and caravan down, we'll leave from Sue and Terry's at 9 am. Email sbottom15@bellsouth.net or call 797-4360 to make arrangements if you're willing to drive or need a ride. Don't forget gas money for your chauffeur!

May 5 Monthly SAOS Meeting

Dr. Ron McHatton will talk about 'Color Inheritance in Orchids' at the May 5 meeting of the St. Augustine Orchid Society. His presentation is not a lesson in genetics, but rather a thought provoking survey of some of the more striking color results in orchid hybridizing, otherwise titled 'You can't get there from here' or 'Holy Smokes! How did this come out white?'



Onc cheirophorum x Onc ornithorhynchum = Onc Twinkle


Ron has been growing orchids for more than 40 years and has an eclectic collection of plants representing a wide cross-section of the orchid family. Ron's passion for orchids has spanned virtually every growing regime from windowsills to under lights to greenhouses running from a 200 square foot hobby house to several acres of commercial growing space. Ron is a PhD chemist by training and is currently the AOS Director of Education and Regional Operations. In addition to his professional position, Ron is an accredited American Orchid Society judge and has been volunteering for the AOS for over 25 years. He has also been a long-time supporter of the Orchid Digest.



What's New in the Library The World's Most Beautiful Orchids

By Ned Nash and Greg Allikas

This book shows orchids in their many varied forms and colors. From the common phalaenopsis to the rarest species, the authors uncover some of the most beautiful examples seen in a lifetime of growing, photographing, collecting, and judging orchids. The history, cultivation, and conservation is discussed, along with practical advice for selecting the right orchid for the right location.



**14th Annual Flower & Garden Expo
April 18-19, 2009 at the St. Johns County
Agricultural Center**



***Isochilus linearis*, Photo By Greg Allikas**



Continued from page 1

Paul Jones told us that we have been accepted to ride in the Easter Parade with the Ancient City Car Club cars carrying our members with 40s type clothing and corsages or boutonnieres. We have been offered four cars, so there's plenty of room for anyone who has not as yet signed up, to do so. Please call Paul.

The April calendar of events includes: the EPIC Flower Expo at the Ag Center here in St. Augustine; the Tallahassee Orchid Society Show on April 18-19; and Vero Beach is having their Orchid Show on April 25-26. We've also been invited to come to Australia in August of 2010 for their 6th Australasian Native Orchid Conference & Show. More info on the Australian show will be on their website.

Our Society will be making our trip to Krull-Smith on April 25, meeting at the Bottoms at 8:45 am for a 9 am lift off! Anyone showing up at 9:05 will be on their own! We will have a picnic and lots of fun shopping, so bring some boxes to hold your orchids.

Fred Keefer will have his Orchids by Del-Rei Spring Get Together on May 3, starting about noon! The food is fabulous; the wine delicious, and the music eclectic, never mind the gorgeous orchids for sale! On 10 May, Volusia will have their Orchid Show at the Volusia Fairgrounds and the yearly Redland International Orchid Festival will be May 15-17. You're on your own this year, as Palm Coast has decided not to take a bus!

The program at the Southeast Library went off very well, and we'll be repotting again in May at Hagan Ace Hardware. The AOS has sent us a check for \$75.00 as a reward for sending them 15 new members. The Society gets \$5.00 for each new member.

Gail Marshall is looking for someone to help Fred with the raffle table. Christie Peppard stepped up this month and did a terrific job.

Our speaker for the evening was Greg Allikas, Photographer for the AOS and Orchid Works whose program was "The best 25 or so orchids he's seen in the last 3 years or so!" He was a delightful speaker and had great photographs of these beauties:

Epicattleya Joseph Romans
Paph. Rory Jones 'Orlando Magic' & 'Budree Nath'
Paph. Krull's Magical Rose
Paph. lowii 'Tickled Pink'
Phrag. besseae
Dracula gorgona var xanthia 'ColombOrquideas'
Dracuvallia Blue Boy
Masdevallia caesia
Masdevallia Mary Staal 'Laurie Jean'
Miltoniopsis var. albescent 'Monica'
Oncidium Mulatta Dancing 'Ana Pita'
Ondontioda Chanticleer

Clowesetum Black Jade 'Green Back'
Galeopetalum Belleglade 'Everglades Splash'
Lycaste Chita Parade 'Nike'
Dendrobium Enobi Purple 'Splash'
Dendrobium purpureum
Ascocenda Barbara Hanck 'Sally York'
Renantanda Istana 'Crownfox'
Vanda Laura Bush 'Blackberry Jam'
Ascocenda. Judith Brand 'Midnight Magic'
Vascostylis Prapawan 'Tanzanite'
Phalaenopsis violacea fma. coerulea
Phalaenopsis bellina 'Krull's Perfection'
Blc. Esther Peters 'Carol'
Sc. Royal Beau 'Prince'
Blc. Krull's Happy Harold 'Krull-Smith'
Osmentara Richard Fulford 'Nicola' & 'Loretta Carlson'
Blc. Elizabeth Hamilton
Catcylaelia rojorufa 'KG's Sunburst Gibson'
Psychopsis papilio 'Von Scholl'
Comparettia speciosa & macroplectron
Sobralia fragrans

Wonderul program!

Dick Roth announced that the favorite orchid on the table was Lc. Roy Finley x C. aclandiae 'Tropic 1' from Sue Bottom. Following our raffle where some of our guests and new members won several plants, Fred Keefer won the Grand Raffle which was Pot. Elaine Taylor.



Oda Chanticleer, Photo By Greg Allikas



Mini Display at JOS Show

By Beth Strate

I had seen George Schudel's mini display at earlier JOS shows and loved it. The array and diversity of orchids he displayed led me to love the mini varieties, that and the lack of growing room indoors. When he asked me to do the mini display this year, I gulped and said "sure". I worked the Volusia County and Gainesville shows with the JOS pros learning much. Greg Allikas' OrchidWorks web site explained color flow and what judges are looking for.

Doing your first display is a learning experience. The tags were pre-done but they were blue so we yanked them out and replaced them with black tags with white ink, thanks to Teddie Jones. A 2" fan was used for air movement and we soaked the sheet moss that stayed wet for the humidity required. A spray mister was used daily also.



Diversity is the key. George said "smart orchids don't bloom for shows". I guess mine were dumb because they performed quite well, except for the mini Paph that opened that day after the show! We did a pre set-up at home and brought a photo for color flow and to help us set up. Jeanne pulled two plants out because it was too cluttered. Chuck Clouse brought me several plants to use but there was no room!

It was an exhilarating experience especially when I saw 10 ribbons on Saturday morning. I screamed so loud then cried at the ribbons, there was total silence in that crazy room. Jeanne, Billy and I did it and we obviously did it well. Not bad for a Nubie!



SAOS Exhibit at JOS Show

March JOS Show Exhibit

Our exhibit might not have won a ribbon but our exhibitors sure did! When all the judging was over there were three trophies and tons of ribbons hanging on our display. Mike Heinz got the Mr. Stinky trophy for the orchid with the most unpleasant fragrance. Courtney Hackney got the trophy for the most outstanding miscellaneous genera plant and Sue Bottom got the trophy for the most outstanding first bloom seedling. Sue Bottom received 15 ribbons, Mike Heinz and Courtney Hackney each received 6 ribbons, Dick Roth received 5 ribbons and Viv Rowe and Paul Jones each received a ribbon.



SAOS members Richard & Maria Yessian standing in front of the Krull - Smith Display






Growing Tips for April

Dr. Courtney T. Hackney
Dept. Biology, Univ. North
Florida
hackneau@comcast.net

This month is one of the busiest for every orchid grower. After a period of relative dormancy, orchids of every kind are beginning to

grow. New orchid growers must learn to recognize when the growth cycle begins. Proper repotting and fertilizing of orchids depends on that recognition. The purpose of repotting should not be to multiply a plant, but to replace decaying medium. A well grown plant, however, will often need a larger pot and yield extra pieces (divisions) for friends.

In nature, growth begins with some signal from nature, usually a change in day length or the beginning of the rainy season. Orchid hobbyists who become skilled growers of species also become competent naturalists because they must learn the key elements of the environment from which their difficult-to-grow orchids come.



Most of us do not undertake growing the difficult species, but enjoy the more generic hybrids that are much easier to grow and for which, signs of growth are clear. Standard phalaenopsis, those with large flowers, begin their growth cycle when days begin to get longer and the temperature within the pot remains above 60 F. They will begin growth even with flowers on spikes. However, growth will begin earlier and proceed faster if spikes are removed. New leaves emerging from the center of the old leaves and new roots breaking from the stem just above the last living roots are a sure sign that growth has begun.


When this happens, your phalaenopsis can be repotted with the least damage. If your phalaenopsis was a gift, it likely needs repotting. If the medium in the pot seems to stay wet longer or your orchid's leaves are wilting, it likely needs

repotting. Repotting can be as simple as removing the plant from the medium, shaking the old medium from the roots and replacing the orchid in a new pot with new medium. New hobbyists can find lots of information, including videos, on the process of repotting or attend a local orchid society potting demonstration and learn how to repot a phalaenopsis. It is easy.

Cattleya hybrids can generally be repotted in spring too. The trick is to begin the process before the orchid initiates root growth. Once new roots begin, there is the risk of damage to these new roots, which may set the plant back. It is OK to repot before roots are seen unless the hybrid is a 'bifoliate-type' (very tall pseudobulbs and two or more leaves on each bulb). If you have one of this group, wait until you see new roots, which may be later in the spring or early summer. Members of this group can be killed by repotting at the wrong time.

Paphs and Phrags (slippers) are best repotted right after they flower. While they decrease their growth rate when light levels are lower, they will grow all year long. Usually, there is a new growth beginning to mature as the older growth finishes flowering on a plant.

Vandas are particularly sensitive to low temperatures. This group of orchids grows best in high light, accompanied by night temperatures above 65°F and days above 80°F. Most mature vandas are grown mounted or in baskets. Hobbyists that grow indoors are often enticed into purchasing vandas in hanging baskets and then left wondering what to do with them. They can be repotted into large clay pots as long as the medium has a diameter of an inch or more. However, it is best to avoid repotting this type of orchid. Once it gets warm, find a place outside under a lightly shading tree and water frequently.



What's in Bloom in the SAOS

Paul Jones, trjones_99@yahoo.com

With members concentrating on the Jacksonville Orchid Show this month, pictures and submissions dropped quite a bit. Now that April and spring are here, the talented growers of the SAOS will be in full swing for sure. Email me the pictures you take of your plants in bloom to trjones_99@yahoo.com. Be sure to include a brief description of how you grow them and any other interesting tidbit or anecdote about your beauty you wish to share. Almost every orchid has a story to tell and a history behind it!



Pot. *Elegant Dancer 'Rouge'*, Grown By Sue Bottom

Sue's Bottom's Cattleyas. I love cattleyas. I pot them in a very coarse, free draining mix and water them every 3 days or so in the summer and maybe once a week or every 10 days in the winter. The secret to cattleyas is getting enough light for them to have the energy to bloom without sunburning the leaves. Borrow the light meter and check out your growing area to find the best spot for them. Getting the light and the water right for cattleyas is 90% of the blooming solution. The potting mix of aliflor, tree fern, redwood bark, sponge rock and charcoal has encouraged incredible roots. If you want blooms you have to have a vibrant plant and you can't have a vibrant plant without a great root system. Then add a Cal-Mag fertilizer, some Innoculaid and the latest snake oil Messenger, wow!



***Blc. Destiny x Bc. Holfordii*, Grown By Sue Bottom**



***C. Caribbean 'Orange Bowl'* HCC AOS
Grown By Sue Bottom**

Continued on page 9

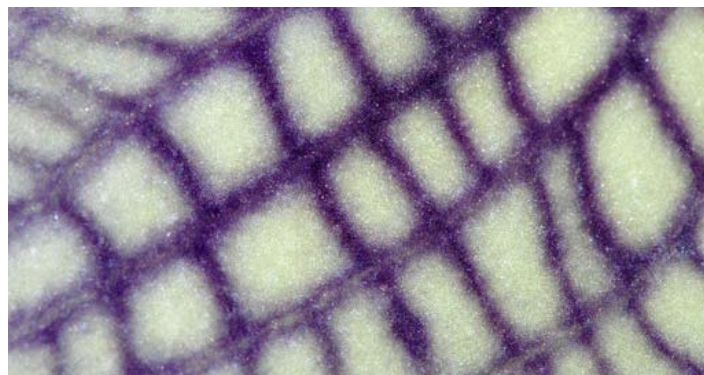


Continued from page 8



***Schom. undulata x Lc. Gold Digger*
Grown By Sue Bottom**

Bill Roth's fabulous Vandas: Bill Roth sent us a couple of pictures of his lovely Vanda sanderiana. The first one is the entire flower. The second picture shows a super close-up of one of the pedels, showing the intricate detail that only a macro lens can capture. Bill also reports that two of his pictures have been recently used on Jay Pfahl's orchid species [website](#), it's awesome!



***V. sanderiana* Grown By Bill Roth**



***Potinara Yow Huan Glory*, Grown by Paul Jones**



***V. sanderiana* Grown By Bill Roth**

Paul's Potinara Yaw Huan Glory 'GF': I got this plant last year from Fred Keefer of Orchids by Del-Rei and I mounted it on one of my St. Johns River cypress wood pieces. She took right off and was rooted onto it in less than four months. She bloomed for me for the first time ten months after her mounting. She's in the oleander orchid tree now (or will for two more weeks – we are moving to Prairie Creek!) People keep asking me if I am taking the oleander tree with me. No, it stays here on Joiner Street, but I will have a yard full of stately live oaks to choose from! My mounted plants get watered more frequently than the potted ones do – almost every day in warmer months. They get Inoculaid and Orchid Pro once a week. Small Cattleyas in particular, seem to do very well with mounted culture.



Orchid Questions & Answers

Where Members Share Experiences

Sue Bottom, sbottom15@bellsouth.net

Q. I'm wondering if you can tell me what is causing this. The blackness is just on the surface of the leaves at the joints and there is what looks like sap beads on some of the leaves too. Otherwise the plant seems healthy; it has put out 2 new big fat roots, one on each side of the plant. You can see the green one on this side at the base. I have never see anything like this before. There are no white 'fuzzy' places, even down in the crevices, so I didn't think it was mealy bug. Can you help? What will cure it?

A. The reddish black coloration looks like normal pigmentation from good bright light. The liquid looks like honeydew, a thick syrupy sap that is sometimes exuded from inside the plant and can be harmless. It's possible that a sucking insect (scale, aphids, mealybugs) has pierced into the plant and drawn out its sap so look into the crevices closely for some critter. As a precaution, you can water blast the plant with a sprayer set on 'flat' to dislodge any hidden pests. Then do exactly what you were doing before because that plant looks very healthy.



Q. I am getting ready to repot and want to re-use some old pots. I usually soak them overnight in a bleach solution to kill any unwanted organisms. What can I use to get the white powdery stuff off the outside. I know this is salt accumulation on the pots my sister-in-law gave me.

A. As I repot, I drop the used pot in a plastic tub that is filled with a 10% bleach solution. When it gets filled up in a day or two, I pull the pots out one by one and use a scouring pad on the water saturated pot to scrub off any salt or algae accumulation on the outside or roots on the inside. After that, I wash out the tub and make a fresh 10% bleach solution, sometimes with some pool algicide mixed in (2 tsp/gal). I return all the pots to the tub and soak them for another couple of hours. This should kill any pathogens lurking in the pot.



Q. What is happening to the leaves on my Gongora, they were a beautiful green and now they are all splotchy.

A. That sure looks like sunburn. With the sun moving higher in the sky and becoming more intense, it looks like the plant started receiving more light than it was accustomed to. You can cut away the unsightly sunburn and move the plant to lower light, it will grow new leaves.



SHOW TABLE



Grower John Van Brocklin
Zygo. Tombstone



Grower Mike & Kaycee Heinz
Bulb. Wilbur Chang



Grower Mike & Kaycee Heinz
Bulb. sumatranum



Grower Mike & Kaycee Heinz
Paph. Aladin 'Meteor' AM/AOS



Grower Michael Olivera
Den. aggregatum var. 'Majus'



Grower Mike & Kaycee Heinz
Brassada Orange Delight 'Starbek'



Grower Sue Bottom
C. skinneri var. alba



SHOW TABLE



Grower Marv & Jan Ragan
Pps. Simone Spiess



Grower Sue Bottom
Lc. Roy Finley x C. aclandiae 'Tropic 1'



Grower Marv & Jan Ragan
C. nobilior



Grower Mike & Kaycee Heinz
Max. tenuifolia



Grower Marv & Jan Ragan
C. walkeriana var. alba 'Pendentive' AM/AOS



Grower Fred Keefer
Asctm. ampullaceum 'Mr. Del-Rei' AM/AOS

